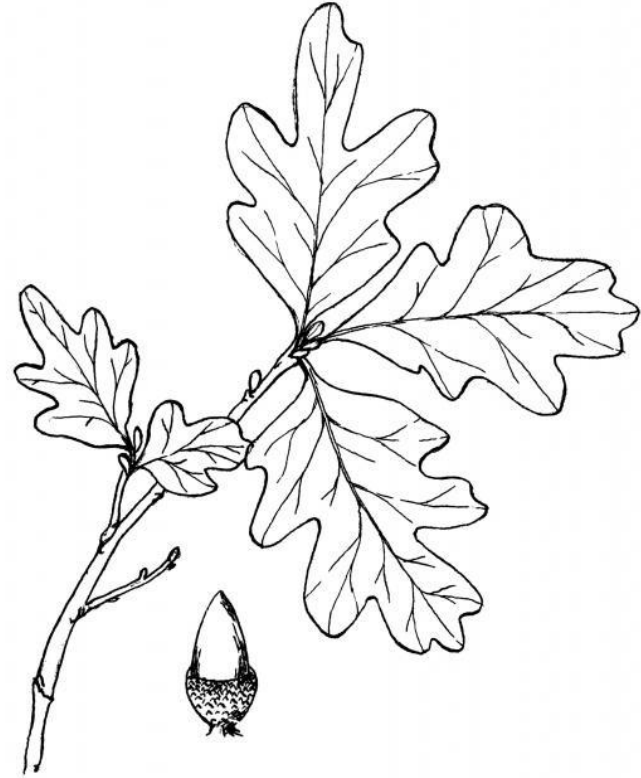


The Santa Barbara Botanic Garden's Mission is to conserve California native plants and habitats for the health and well-being of people and the planet.



Fold booklet here and staple along edge

# Santa Barbara Botanic Garden Nature Journal



This journal belongs to:



## About the Garden

The Santa Barbara Botanic Garden is a public garden dedicated to California native plants. The Garden houses over 1000 species of plants and contributes to the protection of California native plants through research, restoration, education, and horticulture.

Learn more about the Garden and our native plants by visiting [www.sbbg.org](http://www.sbbg.org)

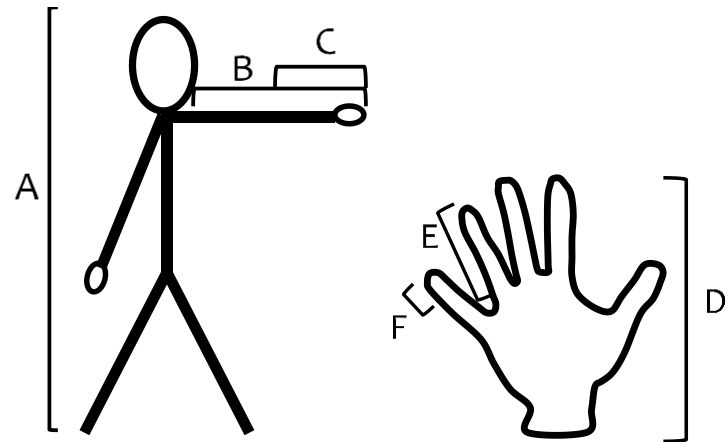


## Comparisons:

## Biometrics

Your body can be an incredible tool for collecting measurements outside. Use the chart below and the ruler on the back of your journal to figure out and measure your biometrics.

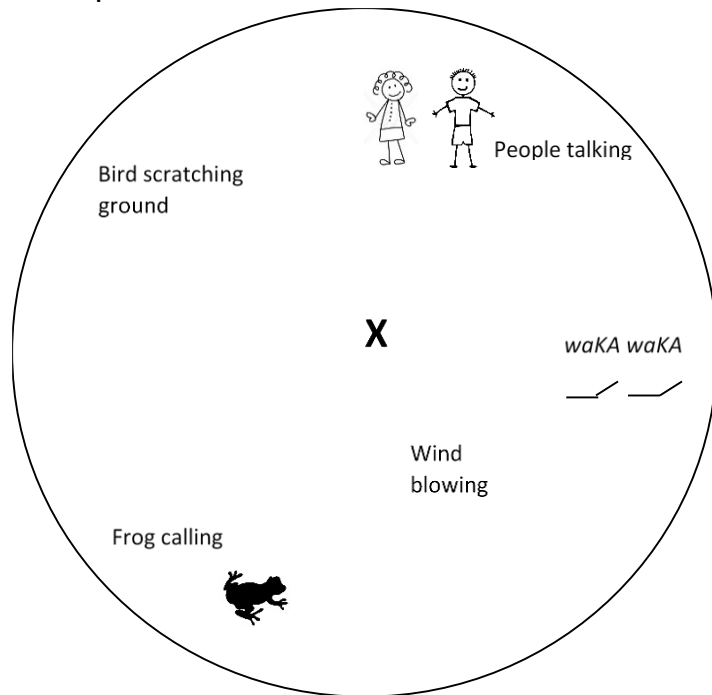
A. Height:	B. Arm:
C: Forearm:	D. Hand:
E. Index:	F. Pinky Tip:



## Sound Map

Find a comfortable place to sit silently. Mark an X in your journal and draw a circle around it. Imagine that you are that X and mark any sounds you hear and on your map.

Example:



## Comparisons Tips

- Compare the same structures between both plants to better understand how they differ.

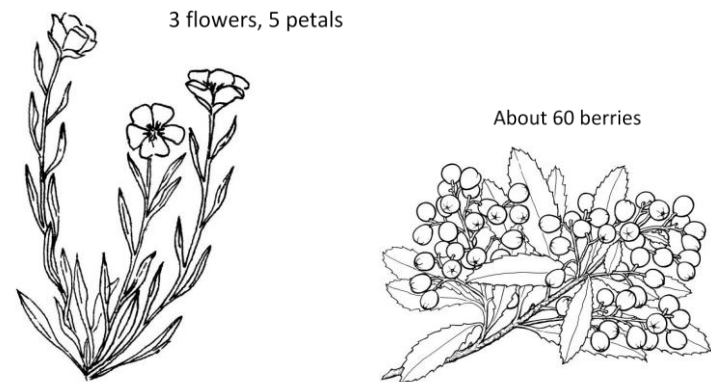
Example:



- Take measurements of each plant to see how they differ in size.

- Add counting or estimate objects

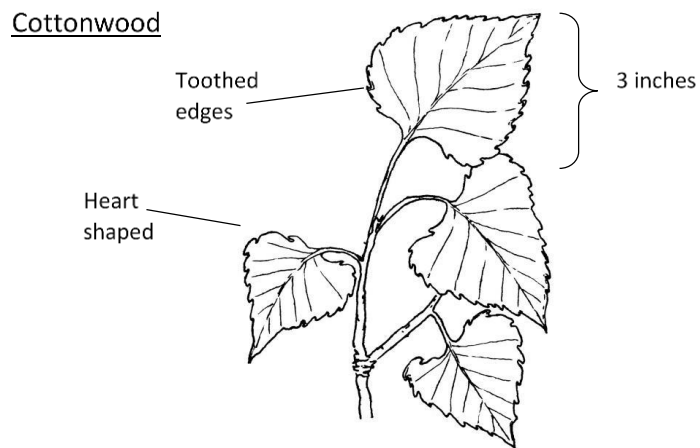
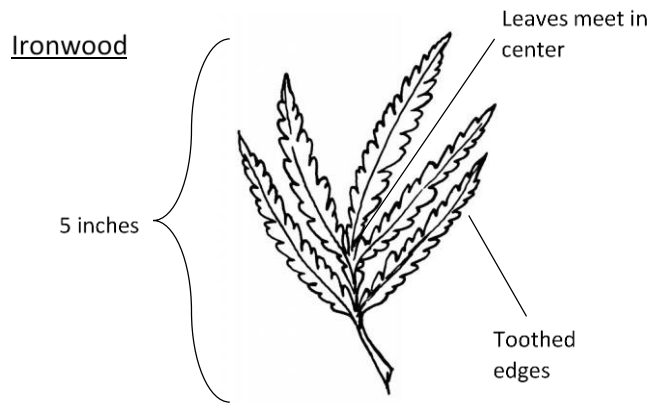
Example:



## Comparisons

Make a comparison between two objects to build understanding of the similarities and differences between them.

Example:



## Sound Map Tips:

- Sit still and quietly to attract more activity
- Try using lines, patterns, and descriptions to describe bird sounds and rhythm

Examples:

*twee twee*



*de de DEE*



*chu chu chWEEP*



*MEEP!...MEEP!*



- If you aren't hearing many sounds, is there anything that may explain that? (example: loud construction)
- Use words, drawings, and symbols to depict the sounds

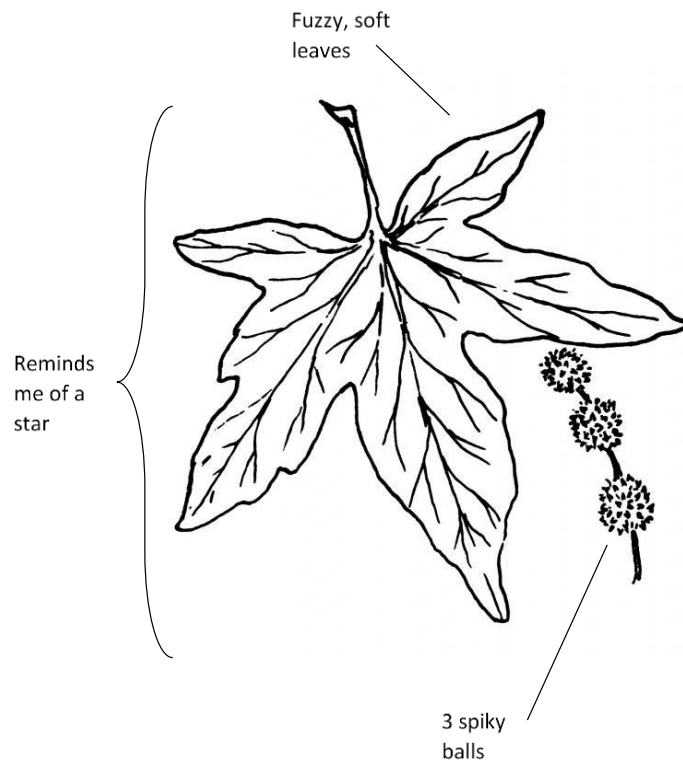
**Sound Map:**

**Create a Map:**

## Make a Diagram

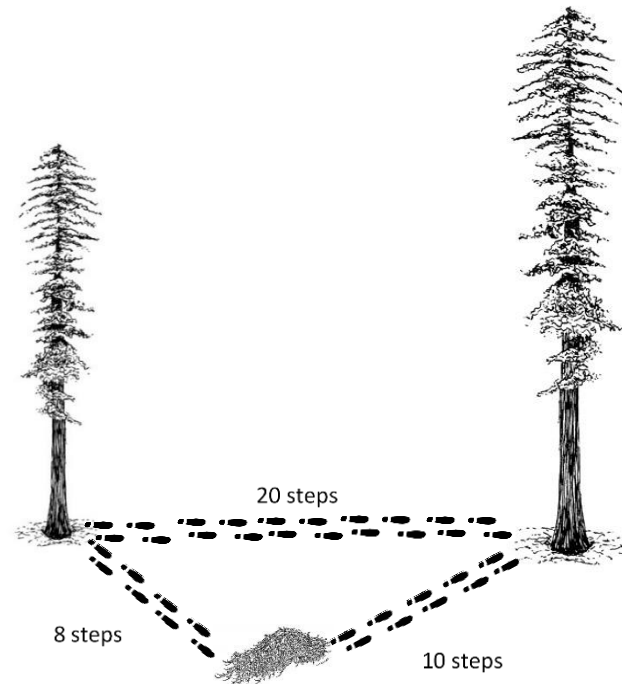
A diagram is a scientific drawing. Diagrams includes observations such as notes, questions, and measurements.

Example:



## Create a Map Tips

- Describe the current weather conditions such as how sunny, hot, or windy it is.
- Add a compass to your map. North is towards the mountains in Santa Barbara.
- Measure distance between objects by counting 'steps'.

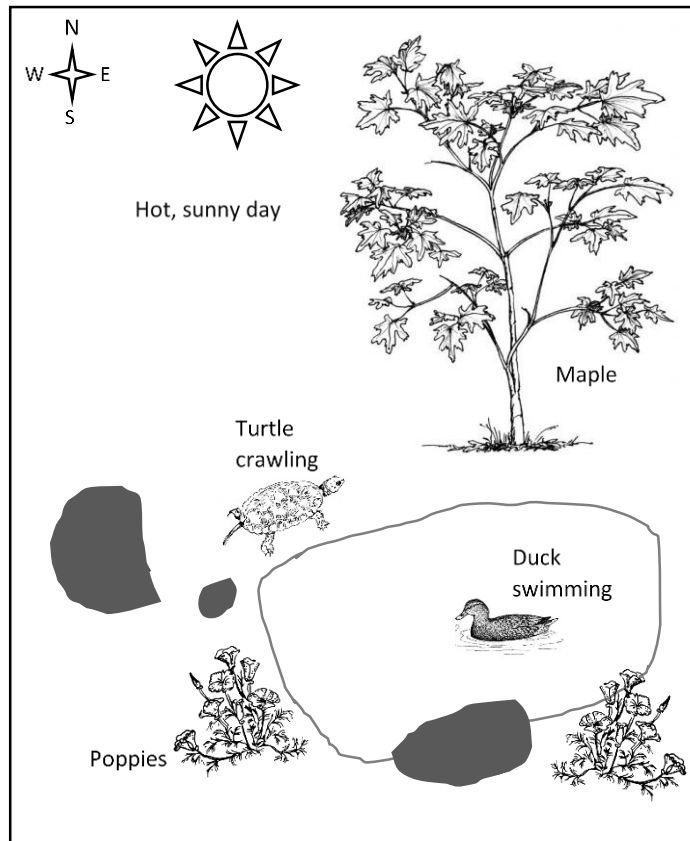




## Create a Map

Draw a map of your immediate area to discover more about the animals and features within the area interact together.

Example:



## Diagram Tips

- Use I Notice, I Wonder, and It Reminds Me Of prompts to encourage observations

Examples:

*I Notice white hairs on this leaf*

*I Wonder if the hairs keep it from being eaten by animals.*

*These hairs Remind Me Of a scratchy beard when I feel them.*

- Add your other senses into your observations. How does your plant feel? What does it smell like?

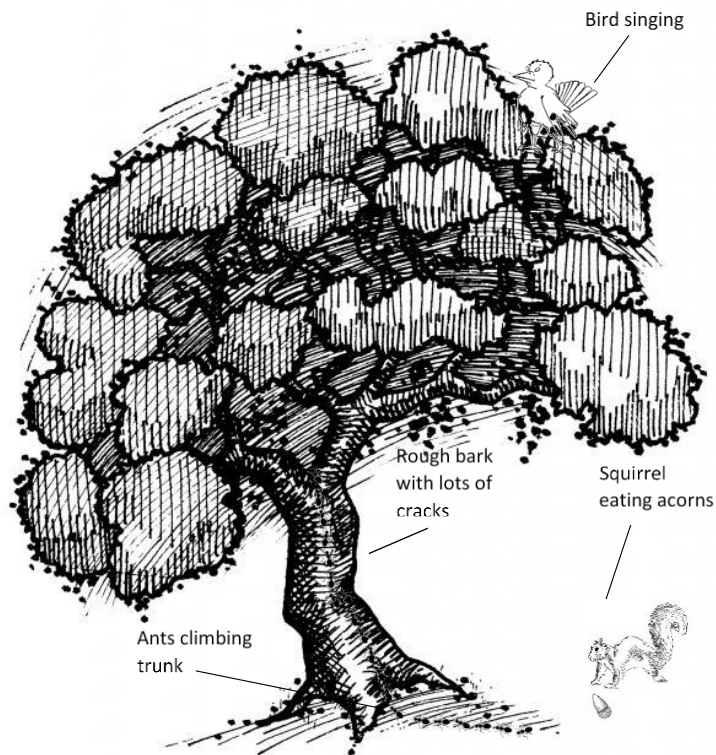
**Diagram:**

**Meet a Tree:**

## Meet a Tree

Trees support an abundance of life. Spend a few minutes exploring a tree and seeing how many you can find. Make a sketch of your tree to add observations to.

Example:



## Meet a Tree Tips:

- Some examples of signs of life you can find may include: nests, webs, chewed up leaves, and more!
- Check under fallen leaves to see what sorts of animals live underneath the tree.
- Note any animal behavior you see.
- If you aren't seeing a lot of wildlife, wait silently at your tree for a couple minutes to encourage activity.